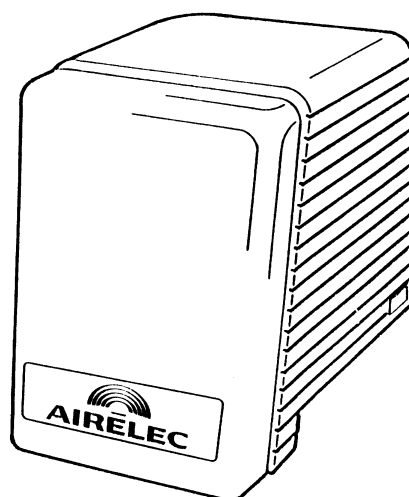



Guide de montage et d'utilisation

SECHE MAINS

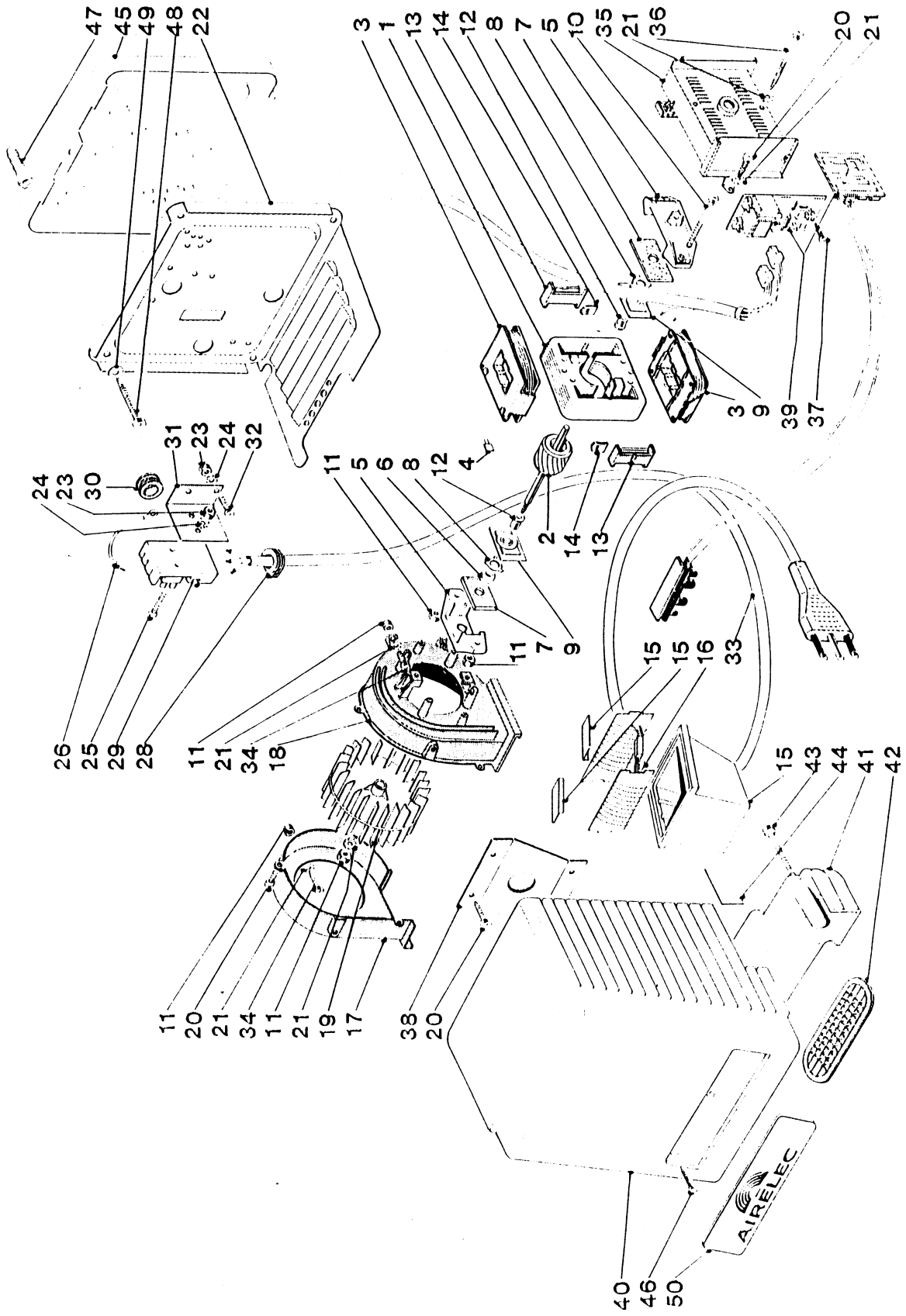
MODÈLE: **ATMOS N**



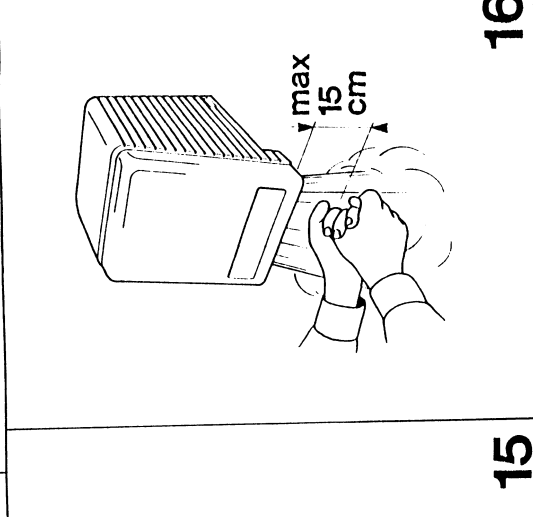
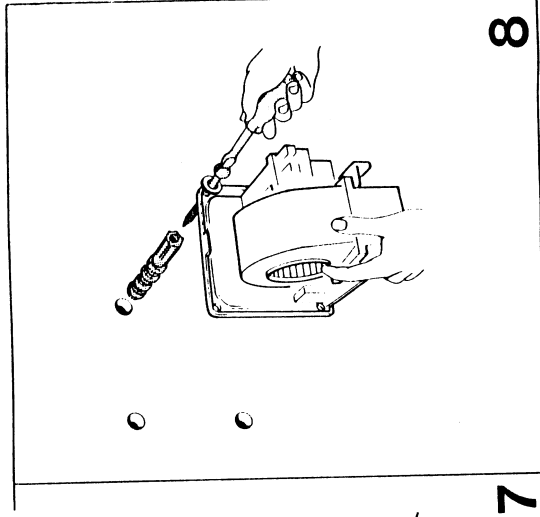
Lisez attentivement
le présente guide
et conservez-le



32, rue du Landy 93308 AUBERVILLIERS CEDX - Tél: (1) 48.34.93.50
Telex 670.780 F - Télécopieur (1) 48.34.28.42



POS. DESCRIPTION	DESCRIPTION
1	GROUPE STATOR
2	ROTOR
3	BOBINE MOTEUR
4	THERMOSTAT R1:CO45
5	SUPPORT MOULE SOUS PRESSION
6	COUSSINET EN BRONZE SPHERE
7	PETIT FEUTRE
8	FXE COUSSINETS EN BRONZE
9	COUVRÉ-COUSSINETS EN BRONZE
10	VIS 4 x 35
11	ECROU HEXAGONAL
12	ENTRETOISE
13	ARRÊTS POUR BOBINE
14	FONDET MAGNETIQUE
15	EMBOUT
16	RESISTANCE
17	LIMACON 1
18	LIMACON 2
19	ROTOR DE VENTILATION
20	VIS-TARAUD
21	FONDELLE DENTELEE
22	BASE SERVIETTE ELECTRONIQUE
23	ECROU HEXAGONAL
24	FONDELLE DENTELEE
25	VIS 3MA x 16
26	CABLE
28	ELEMENT PASSE-CABLE
29	ETAIL
30	ELEMENT PASSE-CABLE
31	EQUERRE POUR CABLE
32	VIS 3MA x 6
33	CABLE + GOUPILLE
34	VIS 4 x 12
35	PORTE FICHE SERVIETTE
36	VIS 4 x 55
37	VIS-TARAUD
38	PLAQUE FIXE CALOTTE
39	FICHE SERVIETTE ELECTRONIQUE
40	CALOTTE
41	SOUS EMBOUT
42	GRILLE
43	VIS-TARAUD
44	PLAQUETTE
45	COUVRE-BASE POUR SERVIETTE
46	VIS-TARAUD
47	FISHER D 8
48	VIS A BOIS
49	RONDELLE PLATE
50	PLAQUETTE

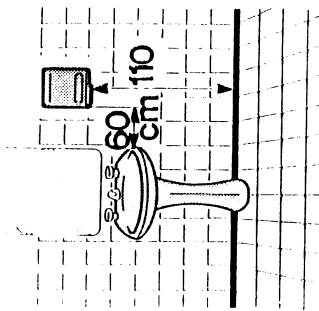


8

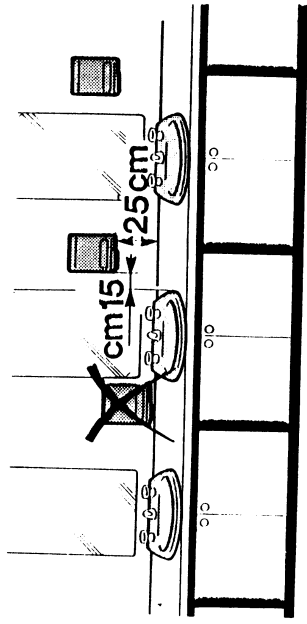
7

16

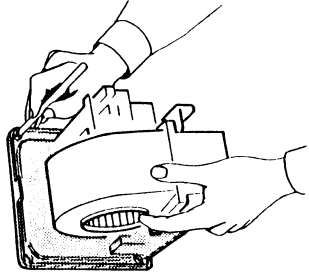
15



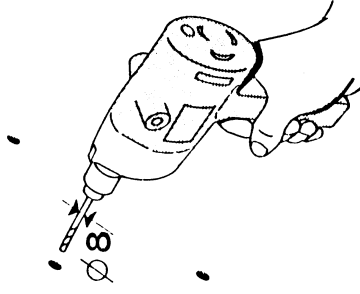
4



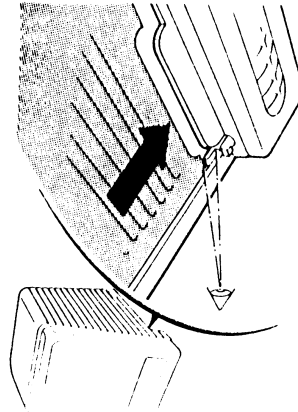
5




6



7



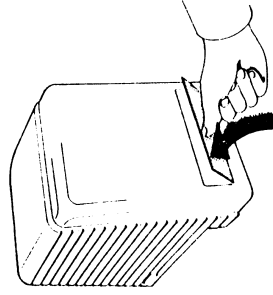
12



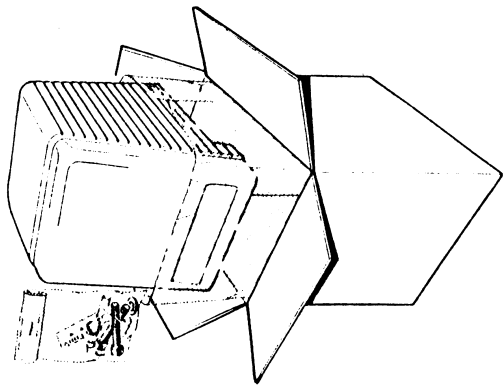
13



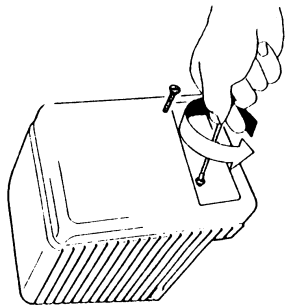
14



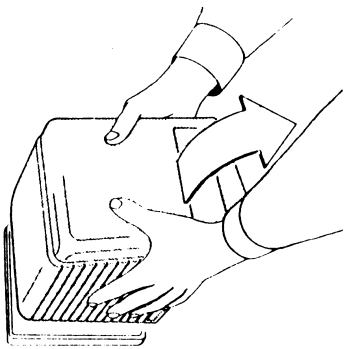
.



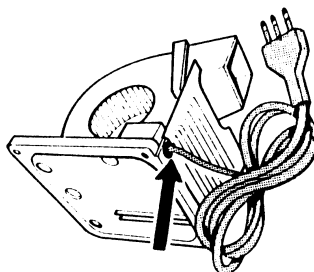
1



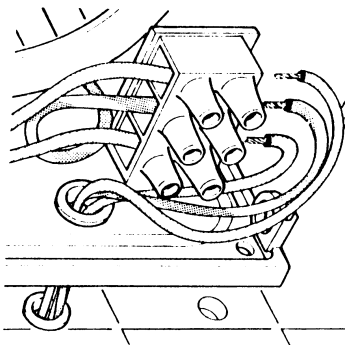
2



3



9



10



11